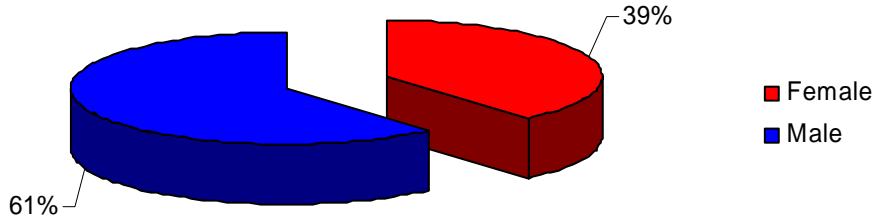
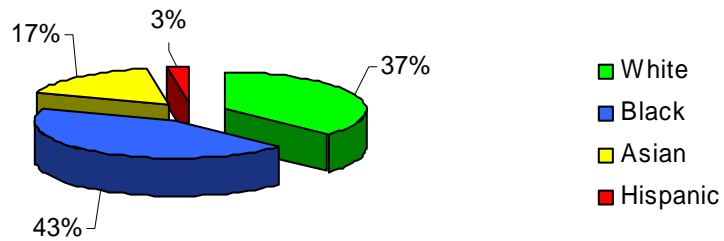


Fall 2005 Faculty Full-time By Gender



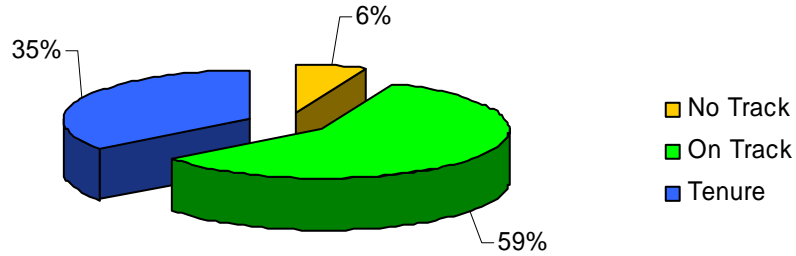
Gender	Tally	Percentage
Female	77	38.50%
Male	123	61.50%
Total	200	100.00%

By Race



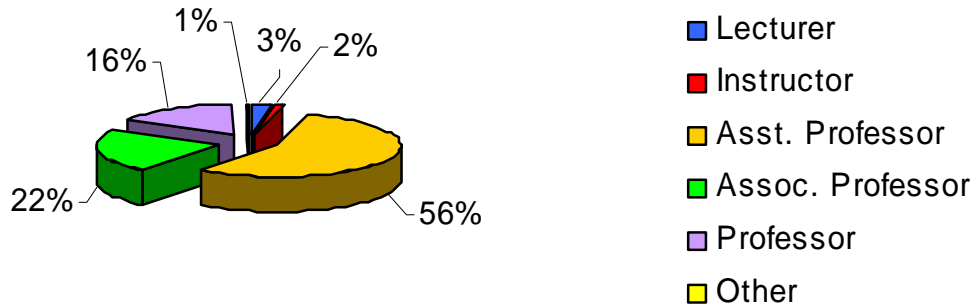
Race	Tally	Percentage
White	74	37.00%
Black	87	43.50%
Asian	34	17.00%
Hispanic	5	2.50%
Total	200	100.00%

Fall 2005 Faculty Full-time By Tenure Status



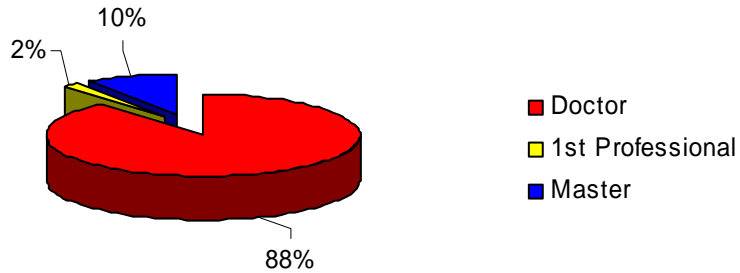
Status	Tally	Percentage
No Track	12	6.00%
On Track	118	59.00%
Tenure	70	35.00%
Total	200	100.00%

By Position



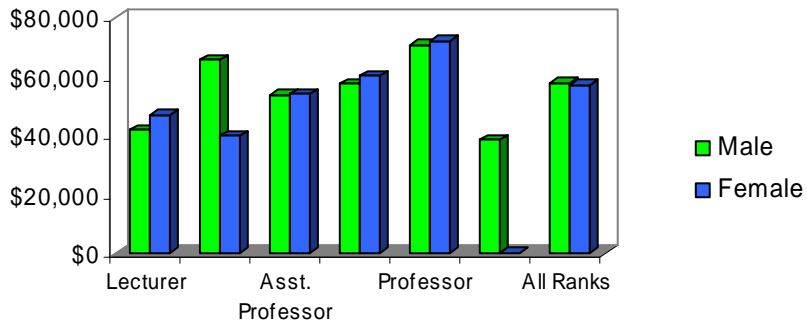
Position	Tally	Percentage
Lecturer	5	2.50%
Instructor	3	1.50%
Asst. Professor	113	56.50%
Assoc. Professor	45	22.50%
Professor	33	16.50%
Other	1	0.50%
Total	200	100.00%

Fall 2005 Faculty Full-time By Degree



Degree	Tally	Percentage
Doctor	178	89.00%
1 st Professional	3	1.50%
Master	19	9.50%
Total	200	100.00%

By Average Salary



Salary	Male	Female
Lecturer	\$42,000	\$47,106
Instructor	\$66,000	\$40,000
Asst. Professor	\$54,122	\$54,257
Assoc. Professor	\$57,775	\$60,469
Professor	\$71,032	\$72,475
Other	\$38,499	\$0
All Ranks	\$58,094	\$57,271